
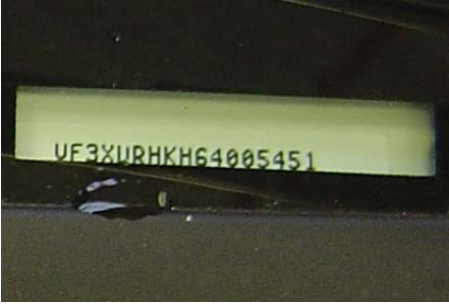






# Business Unit Standards

TLA / Road Transport / Dispatch

## Checking vehicle conformity and integrity

1	<b>Identify the vehicle lane to be loaded using the transport documents.</b>
2	  <p><b>Check that the chassis conforms (VIN complete) to the transport document</b></p>
3	<p><b>Check the vehicle's general appearance and that its standard and optional equipment is present as per the document placed in the vehicle by the manufacturer</b></p>  <p>See General Instructions: Checking a vehicle using the RUA (damage referential) « TLA/GNR/CG-006 »</p>
4	<p><b>Fill in the transport documents:</b></p> <p><b>CNR, CMR, BIL, bordereau de Transport including official recognised documents</b></p>
5	<p><b>Repeat steps 2 to 5 for all vehicles in the lane.</b></p>
6	<p><b>Dispatch the quality check before loading / after unloading if drawn up in step 3:</b></p> <ul style="list-style-type: none"><li> the yellow sheet in the vehicle's door pocket</li><li> the blue sheet for the consignor</li><li> the pink sheet for the consignee</li></ul>