

Business Unit Standards

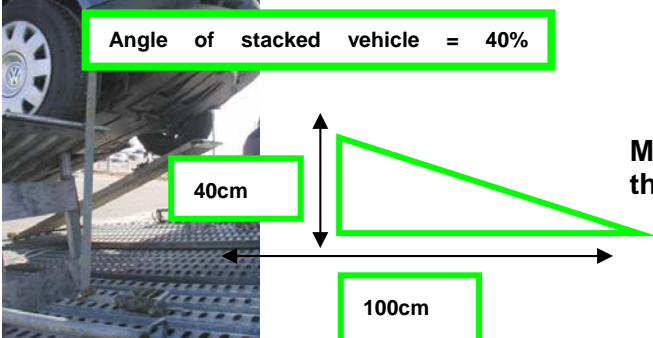
TLA / Road Transport / Dispatch

Checking loading conformity

1 Walk around the entire vehicle to inspect the loading from the ground

2 Check that the loading height complies with the maximum authorised height for the countries crossed using a measuring rod.

3



Angle of stacked vehicle = 40%

40cm

100cm


Make sure that the angle of stacked vehicles is no more than 40%, i.e. 22°.

4



Make sure that there is a clearance of 8 cm (more than a fist) between any part of the combination of vehicles and between each vehicle.

5




Check that no vehicle has been loaded with part of the wheel overhanging the deck.

Business Unit Standards

TLA / Road Transport / Dispatch

Checking loading conformance

6



Check that the chocks and straps have been positioned appropriately and are in good condition.

7



Make sure that no vehicle has been tied down from any part of the chassis or from the towing hook.

8

Check that all spare chocks and straps have been tied to the structures or put away.

9



Check that no object is fastened to the vehicles.